



भारत सरकार / GOVERNMENT OF INDIA  
पोत परिवहन मंत्रालय / MINISTRY OF SHIPPING

नौवहन महानिदेशालय / DIRECTORATE GENERAL OF SHIPPING

टेलीफोन: 91-22-25752040/1/2/3/5 "बिटा बिल्डिंग", 9 वी मंजिल / "BETA BUILDING", 9<sup>th</sup> FLOOR Tele: 91-22-25752040/1/2/3/5

फैक्स: 25752029/35

आय-थिंक टेक्नो कॅम्पस / I-THINK TECHNO CAMPUS

Fax: 25752029/35

ई-मेल: [dgship-dgs@nic.in](mailto:dgship-dgs@nic.in) कांजुरमार्ग (ईस्ट) / KANJUR MARG (EAST) E-mail: [dgship-dgs@nic.in](mailto:dgship-dgs@nic.in)

वेब: [www.dgshipping.gov.in](http://www.dgshipping.gov.in) मुंबई / MUMBAI – 400 042 Web: [www.dgshipping.gov.in](http://www.dgshipping.gov.in)

No: ENG/PSC/66(29)2012-Monthly Report

Date: 30.05.2018

### PSC/FSI Inspection Report for March 2018

#### **A. PORT STATE INSPECTIONS OF FOREIGN FLAG VESSELS IN INDIA**

- a) There were 36 port state inspections in March 18 compared to 40 in February. The maximum number of inspections, that is, 12 constituting 30% of total inspections was conducted by Kolkata district followed by 9 each by Chennai, Kochi and Mumbai districts.
- b) Compared to 3 detentions (7.5% detention ratio) in February, there was 1 detention (2.7% detention ratio) in March 18. However, the deficiency index reduced from 4.45 in February to 3.86 in March, while nil-deficiency index increased from 0.15 to 0.194 indicating an overall better performance.
- c) Type based performance: Among all ship type inspected the only vessel detained in March was a General Cargo vessel/OCV and with 5 inspections of these type of vessels, it constituted a detention rate of 20%. These types of vessels also registered highest deficiency index of 9 among all ship types inspected.
- d) Recognized Organizations: The last statutory surveys of the only vessel detained was conducted by BV Class and with 8 inspections of vessels with BV as a RO, it constituted about 12.5% detention rate. BV Class vessels also registered highest deficiency index of 6.625.
- e) Flags performance: The only vessel detained was registered in Hong Kong. However, the Togo and Tuvalu Flag vessels registered the highest deficiency index of 12 and 11 respectively.

f) The major areas where maximum number of deficiencies was registered are Propulsion & Auxiliary Machinery, Living Conditions of Seafarers and Fire Safety measures as the case was in February 2018.

g) Detained Vessel

Name of Vessels	IMO No.	Flag	RO	Type/Age
Rainbow IVY	9546320	Hong Kong	BV	Bulk Carrier/10 Years

**B. Flag State Inspections of Indian Flag Vessels**

- a) There were 38 Flag state inspections in March 18 compared to 29 in February 18. Continuing with the last month trend, the maximum number of inspections, that is, 15 constituting about 40% of all FSI conducted in March were conducted by Mumbai district.
- b) Continuing with nil detentions in last two months, there was no detention under FSI in March 2018. The average deficiency index of 6.6 remained nearly same as that in February, while the nil-deficiency index reduced from 0.069 to 0.
- c) **Performance based on type:** Among all ship types inspected, Passenger Ships and General Cargo Vessels registered the highest deficiency index of 16 and 14 respectively. With 10 inspections, that is about 29% of all inspections conducted in March, Tugs demonstrated better performance than all other ship type inspected with a deficiency index of 3.6.
- d) **Performance based on age:** Among all age categories inspected, the maximum inspections that are 21 constituting about 56% of total inspections in March 2018 were conducted on vessels between 5-15 years of age. The highest deficiency index of 9.14 was registered for vessels between >25 years of age. Based on age and ship type, Passenger vessels between 15-25 years of age, oil tankers > 25 years of age and General Cargo vessels > 25 years of age registered highest deficiency index of 16, 11.5 and 10.7 respectively.
- e) **Performance based on size:** Maximum number of FSI inspections, that is 15 constituting about 40% of all FSI inspections were conducted on vessels less than 500gt. Vessels >3000gt registered the highest deficiency index of 7.9. Among all ship sizes and types inspected, Passenger vessels <500gt and Bulk Carriers >3000gt registered the highest deficiency index of 16 and 9.5 respectively.
- f) **Recognized Organizations:** IRS/ABS dual class vessels registered highest deficiency index of 9.67 while IRS-KR dual class vessels registered the least deficiency index of 4.
- g) **Owners/Managers:** The ships managed by Seven Island Shipping registered the highest deficiency index of 11 followed by vessels belonging to Tag Off-shore with a deficiency index of 10.5.

h) The top three areas of deficiencies are working conditions of Seafarers, Safety of Navigation, Life-Saving Appliances and Alarms.

**C. Port State Inspection of Indian Flag Vessels abroad**

- a) There was a total of 14 Indian Flag vessels inspected in March 2018 in 5 regional MOU/ PSC regimes.
- b) In March 18, there was 1 detention, an average deficiency index of 3.42 and a nil-deficiency index of 0.25 compared to 1 detention, an average deficiency index of 3.3 and a nil-deficiency index of 0.54 in February 2018 indicating an overall deteriorating performance compared with February.
- c) Among all the vessels inspected, the best performance was that of 3 vessels inspected in Riyadh MOU with nil detentions and an average deficiency index of 0.66 and a nil-deficiency index of 0.33. In Tokyo MOU there were 6 inspections with 1 detention and an average deficiency index of 4.83 compared to an average deficiency index of 3.34 indicating poor performance.
- d) The vessel detained was a 20 Year Oil Tanker. There were 3 Oil tankers inspected with a nil-deficiency index of 0.66 indicating that overall performance of Oil Tankers was affected due to this detained vessel.
- e) **Performance of Shipping Companies:** The detained vessel is being managed by DAWN Ship Management and owned by Arya Shipping. GESCO with 3 inspections and all with nil deficiencies performed better than all other companies.
- f) **Recognized Organizations:** The only vessel detained was single IRS Classed.
- g) Areas with highest deficiencies: Fire Safety Measures.

**D. Corrective and Preventive Action:**

- 1. The vessels detained in PSC in February 2018:

Name of Vessel	IMO No.	Age/Type	GT	RO/Class
MP Panamax 5	9202807	Bulk Carrier/19 Years	38633	IRS
Date of detention	Last Survey	Detainable Deficiencies/Deficiencies		
14.03.2018	25.04.2017	Main Fire pipe rusted and leaking. Holes on Starboard Side Engine Room Ventilator Coaming		

**Corrective and Preventive Action:**

The stated vessel was on coastal run and was due for dry-dock on 16.04.2018 and accordingly dry-dock maintenance list was under preparation. A review of this list revealed that the vessel had already identified (as early as December 17/January18) a number of statutory defects such as non-operational EM Log, crack in lifeboat body resulting in water ingress in lifeboat and thinned down/rusted/corroded/wasted pipeline. The vessel did not intimate Flag/Class regarding these defects and planned it for repairs in dry-dock. While going for dry-dock in China, the vessel also carried cargo for China and PSC boarded the vessel at discharge port in

China and detained the vessel. It was also noted that the FSI was overdue. Following Corrective and Preventive actions are now imposed:

- FSI 1-3 months after dry-dock. All identified deficiencies during this FSI to be closed out prior departure.
- Another FSI between 5-6 months after the FSI mentioned above and before Annual Surveys.
- Additional DOC within one month.
- Master, Chief Engineer to report to directorate along with Superintendent and DPA.

## Graphical Representation of Port State Inspection of Foreign Ships in India

### A. Port State Inspection of Foreign Ships in India

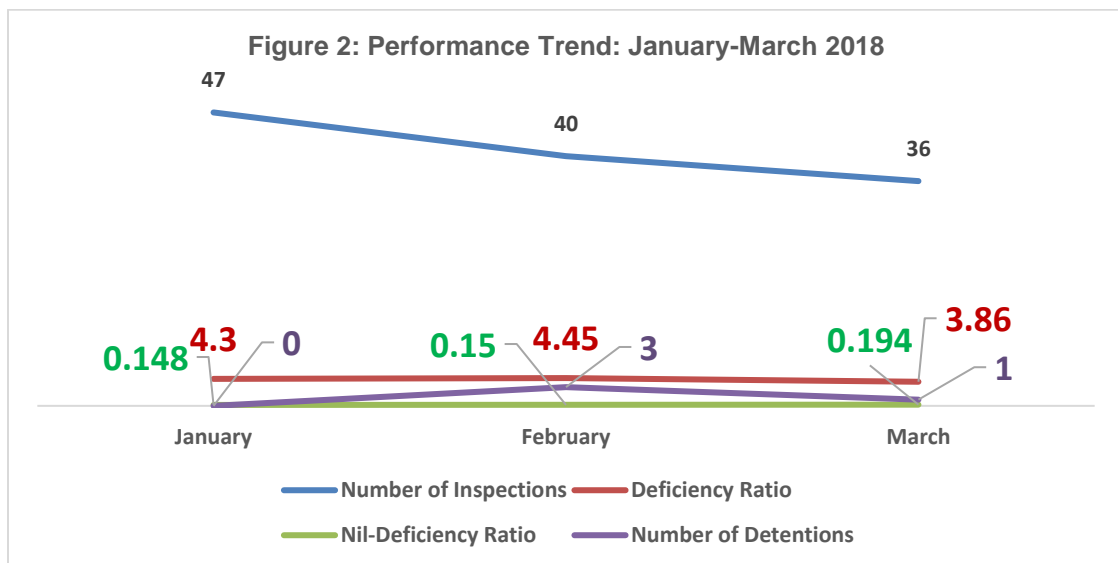
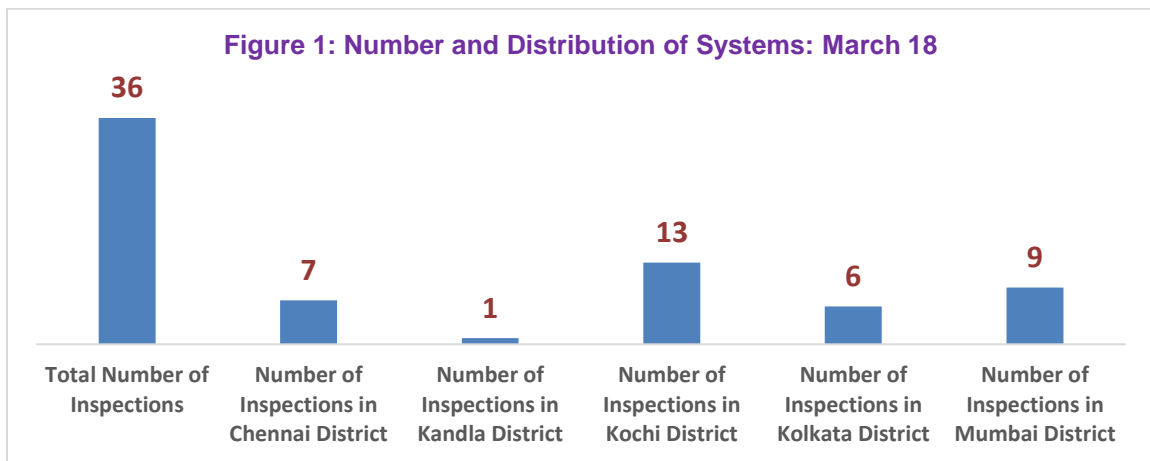


Table 1: Performance parameters ship type				
Type of Vessel	Number of Inspections	Number of detentions	Deficiency Ratio	Nil-deficiency Ratio
<b>All Vessels</b>	<b>36</b>	<b>1</b>	<b>3.86</b>	<b>0.194</b>
Bulk Carrier	15	0	2.73	0.20
Chemical Tanker	4	0	3.75	0.5
Container Vessels	8	0	3.375	0.125
Gas Carrier	1	0	4	0
General Cargo/OCV	5	1	9	0
Oil Tankers	1	0	5	0
RO-RO Cargo Ships	2	0	1	0.5

Table 2: Performance of Recognized Organizations				
Name of RO	Number of inspections	Number of detentions	Deficiency Ratio	Nil-deficiency ratio
<b>All Vessels</b>	<b>36</b>	<b>1</b>	<b>3.86</b>	<b>0.194</b>
ABS	2	0	3.5	0
<b>BV</b>	<b>8</b>	<b>1</b>	<b>6.625</b>	<b>0</b>
CCS	1	0	1	0
DNV/GL/DNV-GL(AS)	11	0	3.18	0.375
<b>KRS</b>	<b>2</b>	<b>0</b>	<b>3.5</b>	<b>0</b>
LR	4	0	1.75	0.5
NK	7	0	3.71	0.285

Table 3: Performance of Flag

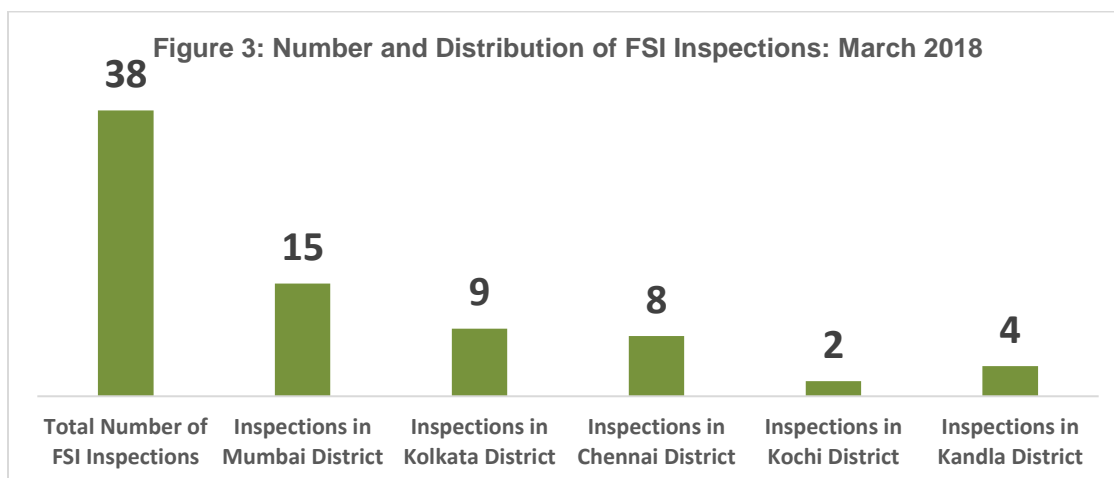
<b>Flag</b>	<b>No. of inspections</b>	<b>No. of detentions</b>	<b>Deficiency Index</b>	<b>Nil-Deficiency Index</b>
All Vessels	36	1	3.86	0.194
Antigua & Bermuda	4	0	5.5	0
People Republic of China	1	0	1	0
Cyprus	1	0	9	0
Hong Kong	3	1	7.66	0.33
IRAN	1	0	6	0
Liberia	4	0	2.5	0.25
Malta	2	0	3.5	0
Marshall Island	6	0	2.33	0.166
Panama	5	0	3.4	0
Saudi Arabia	2	0	0	1
Singapore	4	0	1.25	0.5
Togo	1	0	12	0
Tuvalu	1	0	11	0
United Kingdom	1	0	2	0

Table 4: Deficiencies Break-up

<b>Code</b>	<b>Type</b>	<b>Number (%age)</b>	<b>Typical deficiencies</b>
011& 012	Certificates & Documentation (Ship and Crew Certificates)	2(1.1%)	
013	Certificates & Documentation- Documents	14(7.9%)	Oil Record Book; Material Safety Data Sheet; SOPEP; Survey Report File; Table of Watch-Keeping Arrangements
021	Structural Conditions	6(3.4%)	Hull and Deck Corrosion; Hull Damage
031	Water/Weathertight Conditions	6(3.4%)	Ventilators, airpipes, casings; Machinery Space Openings; Freeboard Marks
041	Emergency Systems	8(4.5%)	Emergency Batteries, Lighting and Switches; Emergency Fire Pump;
051	Radio Communications	1(0.6%)	

<b>071</b>	<b>Fire Safety</b>	<b>18(10.1%)</b>	<b>Fire detection and alarm system; Oil Accumulation in ER; Ventilation; Maintenance of Fire Protection System.</b>
081	Alarms	1(0.6%)	Fire Alarm
091	Working and Living Conditions- Living Conditions	10(5.6%)	Sanitary Facilities; Medical Equipment
<b>092</b>	<b>Working and Living Conditions- Working Conditions</b>	<b>39(21.9%)</b>	<b>Ventilation of working spaces; ER Cleanliness; Electrical; Safe Means of Access; Machinery Protection.</b>
101	Safety of Navigation	10(5.6%)	VDR; Compass Correction Log; Radar; Nautical Publications Charts;
111	Life Saving Appliances	14(7.9%)	Operational Readiness; Rescue Boats; Lifebuoys Disposition; Lifeboats
<b>131</b>	<b>Propulsion and Auxiliary Machinery</b>	<b>23(12.9%)</b>	<b>Insulation wetted through oil; Gauges, Thermometers; Main Engine; Auxiliary Engine</b>
141	Pollution Prevention: MARPOL Annex I	9(5.1%)	Oil and Oily Mixture from Engine Room; 15 PPM Alarm Arrangements; Oil Filtering Equipment.
144	MARPOL Annex IV	7(3.9%)	Sewage Treatment Plant
145	MARPOL Annex V	5(2.8%)	Garbage Collection
151	ISM	2(1.1%)	Maintenance of Ship & Equipment's; Reports of Non-Conformities, Accidents and Hazardous Occurrences.
183	MLC 2006	2(1.1%)	Messroom and recreational facilities; Galley Maintenance

## B. Flag State Inspections



Type of vessel	Number of inspections	Number of detentions	Deficiency Ratio	Nil-Deficiency Ratio
All Vessels	38	0	6.6	0
Bulk Carrier	2	0	9.5	0
General Cargo/Multi-purpose Ship/OCV	1	0	14	0
Off-shore vessels	9	0	7.1	0
Oil Tankers	4	0	9	0
Gas Carrier	1	0	4	0
Container	1	0	9	0
Other Cargo Vessels	9	0	5.9	0
Passenger Ship	1	0	16	0
Tug Boat	10	0	3.6	0

Ship Type	0-5 Years				5-15 Years			
	No. of insps.	No. of detns.	Def. ratio	Nil def. ratio	No. of insps.	No. of detns.	Def. ratio	Nil def ratio
All Vessels	2	0	2.5	0	21	0	6.2	0
Bulk Carrier					2	0	9.5	0
OCV					6	0	5.3	0
Off shore service vessels	1	0	3	0	7	0	8	0
Oil Tankers								
Container Vessels								
HS Passenger Vessels								
Tug Boats	1	0	2	0	6	0	3.83	0



Table 6B: Performance of vessels based on ship age and type

Ship Type	15-25 Years				>25 Years			
	No. of insps.	No. of detns.	Def. ratio	Nil def. ratio	No. of insps.	No. of detns.	Def. ratio	Nil def. ratio
All Vessels	8	0	6.5	0	7	0	9.14	0
Bulk Carrier								
General Cargo/Multi-Purpose Vessels/OCV	1	0	3	0	3	0	10.7	0
Off shore service vessels					1	0	5	0
Oil Tankers	2	0	6.5	0	2	0	11.5	0
Container Vessels	1	0	9	0				
Passenger Vessels	1	0	16	0				
Tug Boats	2	0	3.5	0	1	0	4	0
Gas Carrier	1	0	4	0				

Table 7A: Performance of vessels of less than 500gt

	No. of insps.	No. of detns.	Def. ratio	Nil def. ratio
All Vessels	15	0	5.0	0
Off-Shore Service Vessel	2	0	6	0
Other Cargo Vessel	2	0	5.5	0
Passenger Vessel	1	0	16	0
Tug Boats	10	0	3.6	0

Table 7B: Performance of vessels between 500-3000gt

	No. of insps.	No. of detns.	Def. ratio	Nil def. ratio
All Vessels	13	0	7.46	0
General Cargo/Multi-Purpose Vessels/OCV	7	0	7.28	0
Off-shore Service Vessels	6	0	7.67	0

Table 7C: Performance of vessels more than 3000gt				
	No. of insps.	No. of detns.	Def. ratio	Nil def. ratio
All Vessels	10	0	7.9	0
Bulk Carrier	2	0	9.5	0
Container	1	0	9	0
Gas Carriers	1	0	4	0
General Cargo/Multi-purpose Vessels/OCV	1	0	5	0
Oil Tanker	4	0	9	0
Offshore Service Vessels	1	0	6	0

Table 8: Performance of Recognized Organizations				
Recognized Organization/s	Number of Inspections	Number of detentions	Deficiency Ratio	Nil Deficiency Ratio
All Vessels	38	0	6.6	0
IRS/ABS	3	0	9.67	0
IRS-KRS	1	0	4	0
IRS/LR	1	0	5	0
IRS/NK	1	0	8	0
IRS/RINA	1	0	6	0
IRS	31	0	6.41	0

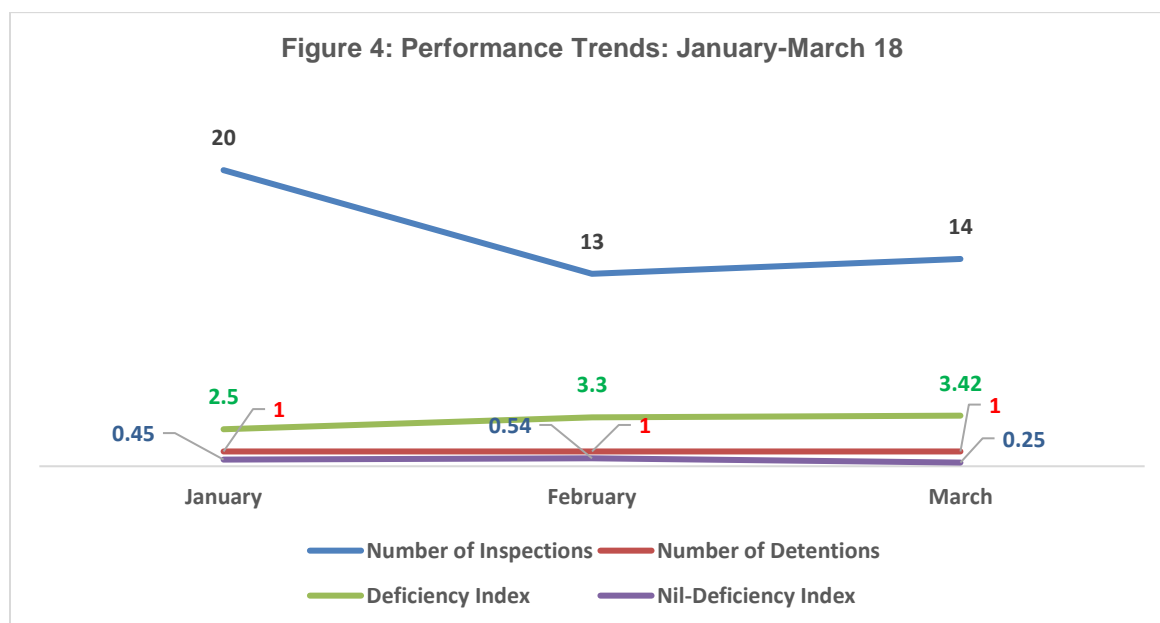
Table 9: Performance of Indian Ship Operators				
Name of Company	Number of Inspections	Number of Detentions	Deficiency Ratio	Nil-Deficiency Ratio
AMBA Shipping & Logistics Ltd.	2	0	8.5	0
Apeejay Shipping Ltd.	1	0	11	0
Chandra Ship Management Pvt. Ltd.	1	0	5	0
Dolphin Offshore	2	0	9	0
Great Offshore India Pvt. Ltd.	2	0	5.5	0
Hoger Off-shore & Marine Pvt. Ltd.	2	0	5	0
ITT Shipping Pvt. Ltd.	1	0	14	0
Ocean Sparkle Ltd.	5	0	3.6	0
ONGC	1	0	3	0
Orion Maritime Pvt. Ltd.	2	0	4	0
Reliance Industries Ltd.	2	0	2.5	0
Sanmar Shipping Ltd.	1	0	5	0
SAMSON Maritime Ltd.	2	0	8.5	0
SCI Ltd.	4	0	8.5	0
Sea Sparkle Harbour Services Pvt. Ltd.	1	0	5	0
Seven Island Shipping Ltd.	1	0	11	0
Svitzer Hazira Ltd.	1	0	6	0
Synergy Oceanic Services Pvt. Ltd.	1	0	8	0
Tag Offshore Ltd.	2	0	10.5	0
GESCO	1	0	4	0
Tolani Shipping Ltd.	1	0	8	0
TW Ship Mangement Pvt. Ltd.	1	0	9	0
Van Oord India Pvt. Ltd.	1	0	3	0

Table 10: Deficiencies Break-Up

Code	Type	Number	Typical deficiencies
101	<b>Safety of Navigation</b>	<b>24</b>	<b>VDR; Lights, Shapes &amp; Sound Signals; Charts, Bridge Operations, Radar, Rudder Angle Indicator, Echo Sounder</b>
111	<b>Life Saving Appliances</b>	<b>23</b>	<b>Stowage and provisions of life-raft; Lifebuoys including provisions and its disposition; Line Throwing Appliances; Rescue Boat Inventory</b>
131	Propulsion & Aux. M/C	8	Operation of Machinery; Auxiliary Engine
141	MARPOL Annex I	6	Retention of Oil on board; Accidental Outflow performance; Pumping, piping and discharge arrangements.
144	MARPOL Annex IV	3	Sewage Treatment Plant
145	MARPOL Annex V	5	
151	ISM	5	Company responsibility & authority; Resources & Personnel
171	Other Safety in General	6	
011	Certificates & Documentation- Ship Certificates	17	MSMD; ISPS Certificate; Anti-fouling Certificate
012	Certificates & Documentation- Crew Certificates	2	Certificate for Master & Officers.
013	Certificates & Documentation- Documentation	20	Oil Record Book; Rest Hour Records
021	Structural Conditions	6	Decks-Corrosion
031	Water/Weathertight Conditions	17	Doors; Ventilators, Pipes & Casings; Freeboard Marks.
041	Emergency Systems	3	Emergency Lighting, Batteries & Switches; Emergency Fire Pump & its pipes; Muster List
051	Radio Communications	10	Reserve Source of Energy; INMARSAT Ship Earth Station; Radio Log; SART/AIS-SART;
061	Cargo Operations	5	Cargo transfer-tankers
071	<b>Fire Safety</b>	<b>23</b>	<b>Remote Means of Control (Pumps, Ventilation etc.); Fire Fighting Equipment and Appliances;</b>
081	<b>Alarms</b>	<b>4</b>	<b>Fire Alarms; Other Alarms</b>

091	Working & Living Conditions: Living Conditions	8	Sanitary Facilities; Cleanliness; Sick Bay; Accommodation Ventilation; Medical Equipment
092	<b>Working &amp; Living Conditions: Working Conditions</b>	<b>55</b>	<b>Electrical; Machinery; Protection-MC Parts; Cleanliness of Engine Room; Pipes, Wires, Insulation;</b>

### C. Port State Inspections of Indian Flag Vessels



**Table 11: Performance under various PSC regimes**

Regional MOU/PSC Regime	Number of Inspections	Number of detentions	Deficiency Ratio	Nil Deficiency Ratio
All total	14	1	3.34	0.25
Paris	2	0	5	0.5
Riyadh	3	0	0.66	0.33
Tokyo	6	1	4.83	0.33
USCG	2	0	2.5	0.5
Vina-Del-Mar	1	0	2	0

Table 12: Performance based upon ship type and age				
Type of Vessel	Number of Inspections	Number of detentions	Deficiency Index	Nil Deficiency Index
<b>Bulk Carrier</b>	<b>8</b>	<b>0</b>	<b>2.6</b>	<b>0.825</b>
0-5 Years	1	0	0	1.0
5-15 Years	6	0	1.0	0.66
<b>15-25 Years</b>	1	0	<b>15</b>	0
<b>Oil Tanker</b>	<b>3</b>	<b>1</b>	<b>4.33</b>	<b>0.66</b>
5-15 Years	1	0	0	1.0
<b>&gt;= 15 Years</b>	2	<b>1</b>	6.5	0.5
<b>Chemical Tanker</b>	1	0	2	0
>=15 Years	1	0	2	0
<b>Container Ship</b>	<b>1</b>	<b>0</b>	<b>7</b>	<b>0</b>
>=15 Years	1	0	7	0

Table 13: Performance of Indian Ship Operator				
Name of Company	Number of Inspections	Number of detentions	Deficiency Ratio	Nil Deficiency Ratio
<b>ASP Ship Management(India) Pvt. Ltd.</b>	2(Paris: 2)	0	0	1
<b>Bernhard Schulte Shipping(India) Ltd.</b>	1(IOMOU:1)	0	15	0
<b>Dawn Ship Management</b>	1(IOMOU: 1)	1	13	0
<b>Pacific International Lines</b>	1(Tokyo:1)	0	7	0
<b>Shipping Corporation of India Ltd.</b>	2(TOKYO:2)	0	1.5	0.5
<b>Synergy Oceanic Services India Pvt. Ltd.</b>	1(Riyadh:1)	0	2	0
<b>GESCO Ltd.</b>	3(Tokyo:1; Black Sea:1; Vina-Del-Mar:1)	0	0	1
<b>Tolani Shipping</b>	2(Vina-Del-Mar:1; Black Sea:1)	0	1.5	0.5

Recognized Organization	Number of inspections	Number of detentions	Deficiency Ratio	Nil Deficiency Ratio
IRS/BV	1	0	0	1
IRS/DNV, GL, DNV-GL(AS)	1	0	0	1
IRS/LR	2	0	5	0
IRS/NK	1	0	2	0
<b>IRS</b>	<b>8</b>	<b>1</b>	<b>3.9</b>	<b>0.625</b>

Code	Type	Number (%age of total)	Typical deficiencies
011	Certificates and Documents: Ships Certificate	1(2.3%)	
021	Structural Conditions	3(7%)	Deck condition
031	Water/Weathertight Conditions	8(18.6%)	Cargo and other Hatchways
041	Emergency Systems	2(4.7%)	Emergency Fire Pumps and its pipes.
051	Radio Communication	1(2.3%)	INMARSAT not working
061	Cargo Operations including equipment	1(2.3%)	Lashing Material
071	Fire Safety	4(9.3%)	Dirty Engine Room; Lashings
081		1(2.3%)	Hold water detection system
092	Working and Living Conditions: Working Conditions	3(7%)	Crew Protection.
101	Safety of Navigation	2(4.7%)	Charts
111	Life Saving Appliances	2(4.7%)	Oil leakage from lifeboat ramp
131	Propulsion and Auxiliary Machinery	6(13.9%)	Propulsion Machinery; Non-operational Aux Engine, Main Air Compressor, SW Pump
141	Pollution Prevention- MARPOL Annex I	2(4.7%)	Oil filtering equipment.
145	Pollution Prevention- MARPOL Annex V	3(7%)	Garbage Management Plan
146	Pollution Prevention- MARPOL Annex V	2(4.7%)	Non-operational Incinerator
151	ISM	1(2.3%)	
184	Labour Conditions	1(2.3%)	Port Anchor Missing
171	Others		Safety in general

Prepared by: Shri Vikrant Rai, Engineer & Ship Surveyor

Approved by: Shri B.R.Sekhar, Chief Surveyor