

PSC/FSI Statistics for May 2017

A. The port state inspection of foreign flag vessels in India:

- 1. Number of inspections:** There is a considerable increase in number of inspections in all districts except Kandla. Total number of inspections have increased from 39 in April 17 to 57 in May 2017.
- 2. Inspections based on Risk Profile:** There is a continual increase in number of inspections with IOMOU High risk profile with 77.2% of all PSC inspections conducted in May 2017 were that of IOMOU High risk category. However, it is also noted that a number of ships in this category were High risk not because of age or type or poor inspection records but because of the fact that these vessels were visiting IOMOU region for first time.
- 3. Trends in detentions:** There were no detentions in May 2017 compared to 7.7% detentions in April. However, 22.8% of the total inspections were with nil deficiencies, compared to 20.5% in April 2017. Average deficiencies per ship has come down from 3.2 in April to 2.9 in May 2017.
- 4. Performance based on IOMOU Risk Profile:** By way of risk posed, Medium risk vessel performed poorly compared to high and low risk vessels with an average of 4 deficiencies per ship and 11% ships with nil deficiencies compared to 25% each of high and low risk vessels with nil deficiencies.
- 5. Performance based on ship type:** On the basis of ship type, other cargo vessels and Chemical Tankers performed poorly compared to other types, with an average deficiency of 4 per inspected vessel.
- 6. Performance based on Age:** Based on age, vessels above 20 years of age performed poorly with an average of 8.8 deficiencies per ship.
- 7. Performance of recognized organizations:** Based on number of inspections, DNV/GL/DNV-GL(AS) classed vessels with an average of 4.3 deficiencies per inspections had comparatively poor performance and for recognized organizations with less than 5 inspections, IRS Classed vessels had 10.3 deficiencies per vessel.
- 8. Performance of Flags:** TOGO Flag had highest number of average deficiencies, that is, 15 per inspected vessel. On the basis of Flags with more than 4 inspections, Panama Flag had the highest number, that is, 3.6 deficiencies per inspected vessel.
- 9. Areas of concern:** The major area of concern was noted to be working conditions with 33 deficiencies.

B. The Flag state inspections of Indian Flag Vessels

- 1. Number of inspections:** The total number of inspections in May 2017 have reduced by 21.8% compared to that in April 2017. There is an increase in number FSI inspections conducted by Kolkata, Kochi and

Chennai district compared to that in April 2017. For all other districts, the numbers have come down.

2. The detention statistics: With 3 detentions compared to 2 in April 2017 and decrease in number of inspections in May 17, the detention ratio has increased from 6.2% in April 17 to 12% in May 17.
3. The Vessel performance statistics: The FSI performance of vessels inspected in May 17 is noted to be below that of vessels inspected in April 2017 with: i) average deficiencies per ship increased from 8.2 to 8.6; number of ships with nil deficiencies reduced from 2 to 1; number of detentions increased from 2 to 3. However, the only positive is that number of detainable deficiencies per detained ship has reduced from 6 in April to 3.7 in May 17.
4. Performance statistics based on ship type: On the basis of number of detentions, other cargo vessels and bulk carriers had 2 and 1 detentions respectively. However, on the basis of detention rate, both types had 16.7% detentions each. However, the area of concern is passenger ship segment with 13 deficiencies per inspection.
5. Performance statistics based on ship size: On the basis of size grouping vessels less than 500GT, 3000-6000GT & > 6000GT had one detention each. The vessels between 3000-6000GT had an average of 9.5 deficiencies per ship followed by vessels between 500-3000GT with 8.5 deficiencies per ship.
6. Performance statistics based on ship age: Vessels between 15-25 years and 5-15 years of age had 2 and 1 detentions respectively in May 2017. In terms of average number of detainable deficiencies per detained ship, vessels between 15-25 years of age had 4.5 detainable deficiencies per detained vessel. However, vessels of more than 25 years of age had an average of 12 deficiencies per inspected ship.
7. Performance of recognized organizations: In terms of number of detentions, single IRS Class, IRS-DNV dual Class and IRS-LR dual Class had one detention each. However, in terms of percentage of detentions, IRS-DNV had 50% detention ratio, followed by IRS-LR with 25% detention ratio.
8. Breakdown of deficiencies: Life-saving appliances and Safety of Navigation continue to be an area of concern with high number of deficiencies including detainable deficiencies.

C. The performance of Indian Flag Vessels in Port State Inspections:

1. **Number of inspections:** There were a total of 21 inspections in May 2017 spreading to five different Port State regimes. About 67% of the vessels inspected were bulk carriers and also about 67% of vessels between 5-15 Years of age were inspected.

2. **Key performance indicators:** There were two detentions in May 2017, one each in TOKYO & USCG. There were six vessels inspected in Paris MOOU and five passed the inspection with nil deficiencies. Both the vessels detained were in the age bracket 5-15 years. This age bracket also has an average deficiency of 2.2 per ship. Both the vessel detained were Bulk Carriers.
3. **Key performance parameters recognized organizations:** The recognized organizations of the vessels detained in May 2017 were dual IRS-LR Class and single IRS Class. The performance of dual ABS-IRS Class vessels with 8 inspections and out of these 5 with nil deficiencies were better than other recognized organizations.
4. **The break-up of deficiencies:** The detainable deficiencies pertained to Life saving appliances, Emergency systems, Fire safety and the ISM code.

Graphical Representation

1. Graphical representation of Port State Inspections in India

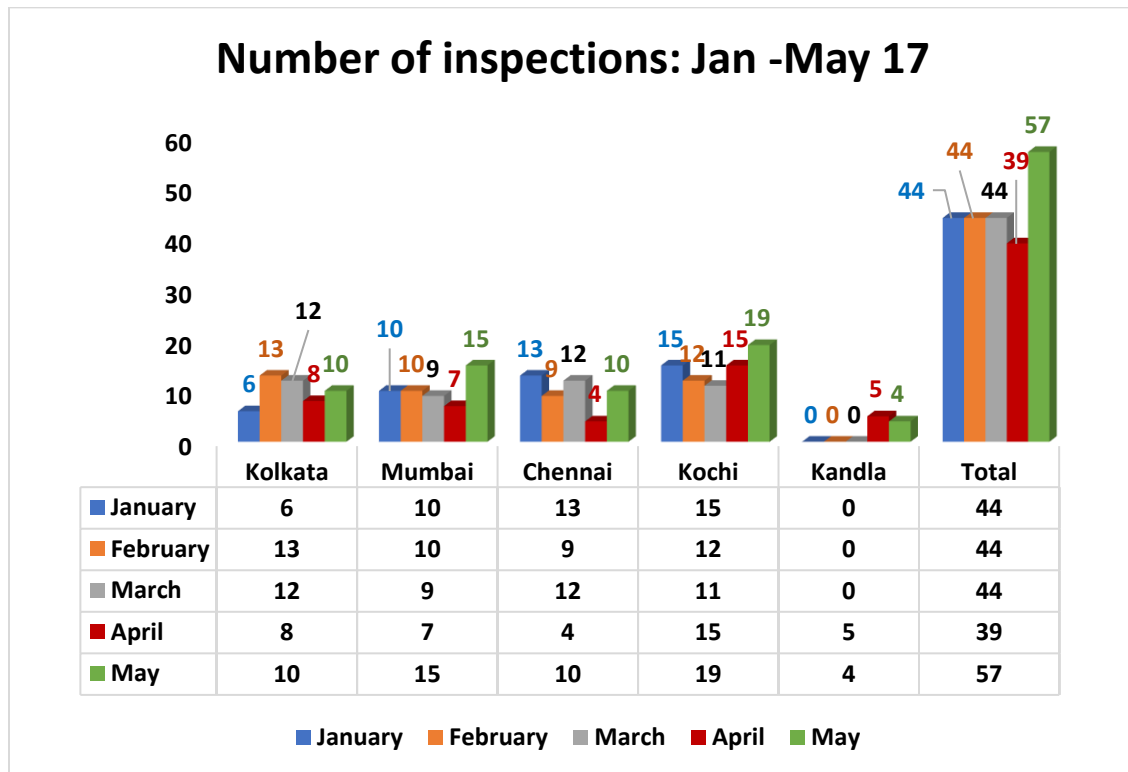


Figure 1: Port State Inspections in India: Number of inspections

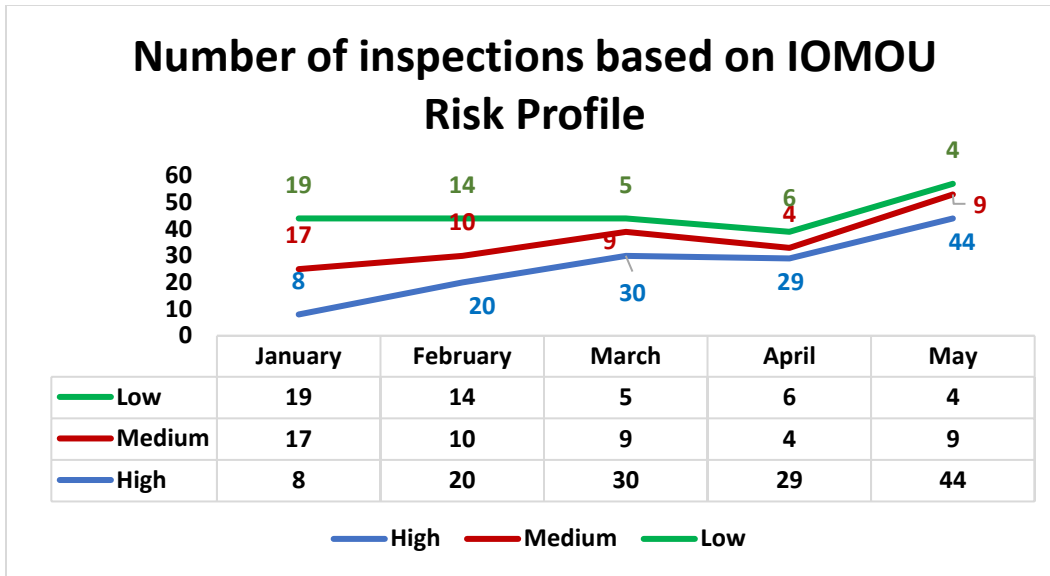


Figure 2: Port State Inspections in India: Trend Inspection number based on Risk Profile.

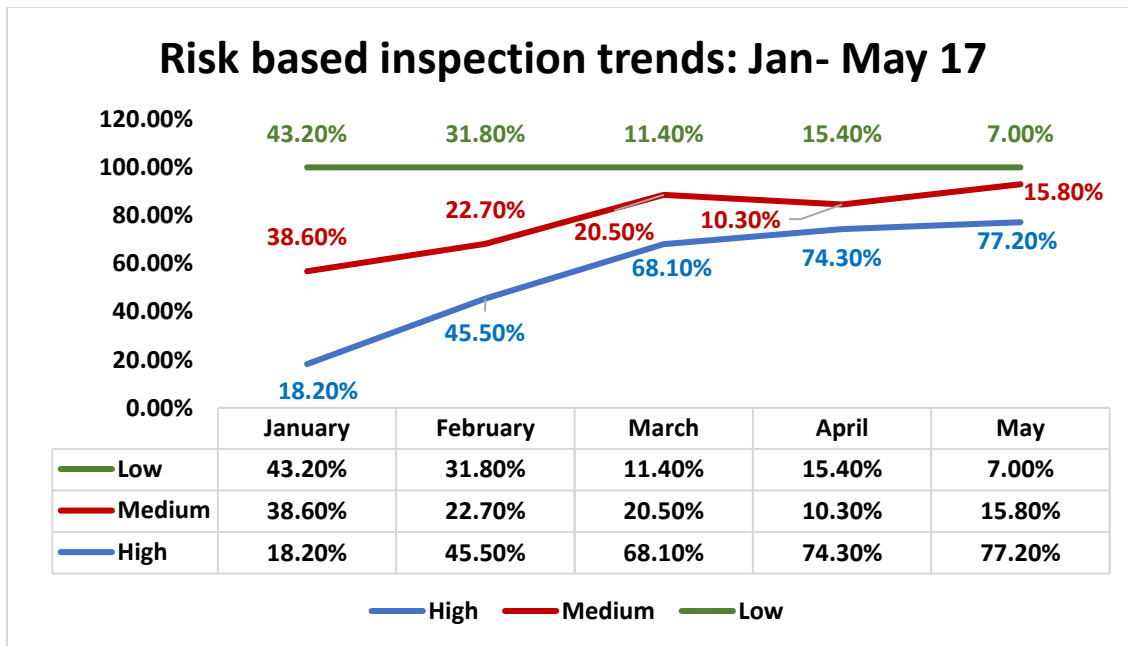


Figure 3: Port State Inspections in India: Trends in Inspection Percentage based on Risk Profile

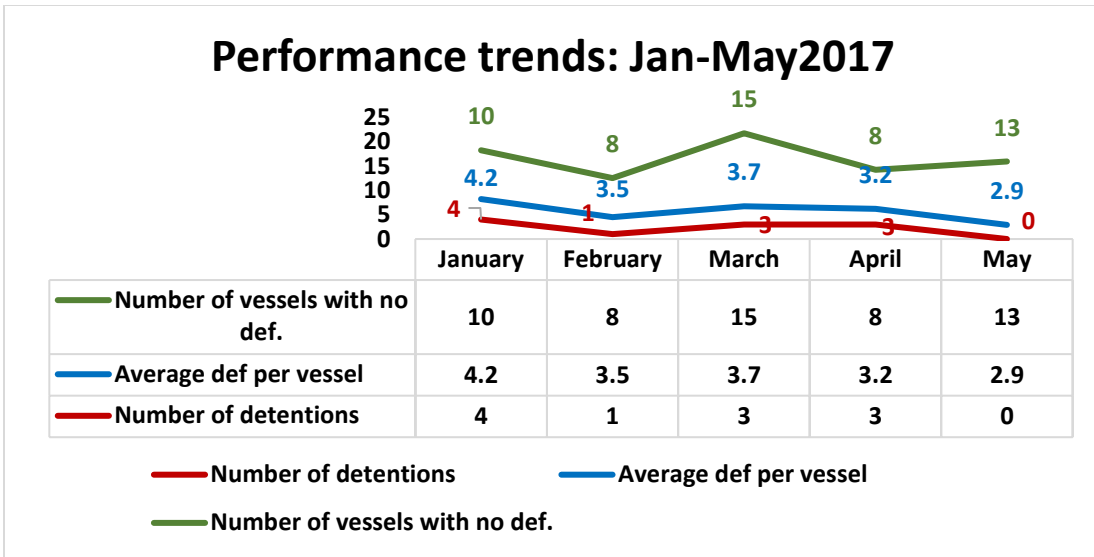


Figure 4: Port State Inspections in India: Key performances of Vessels

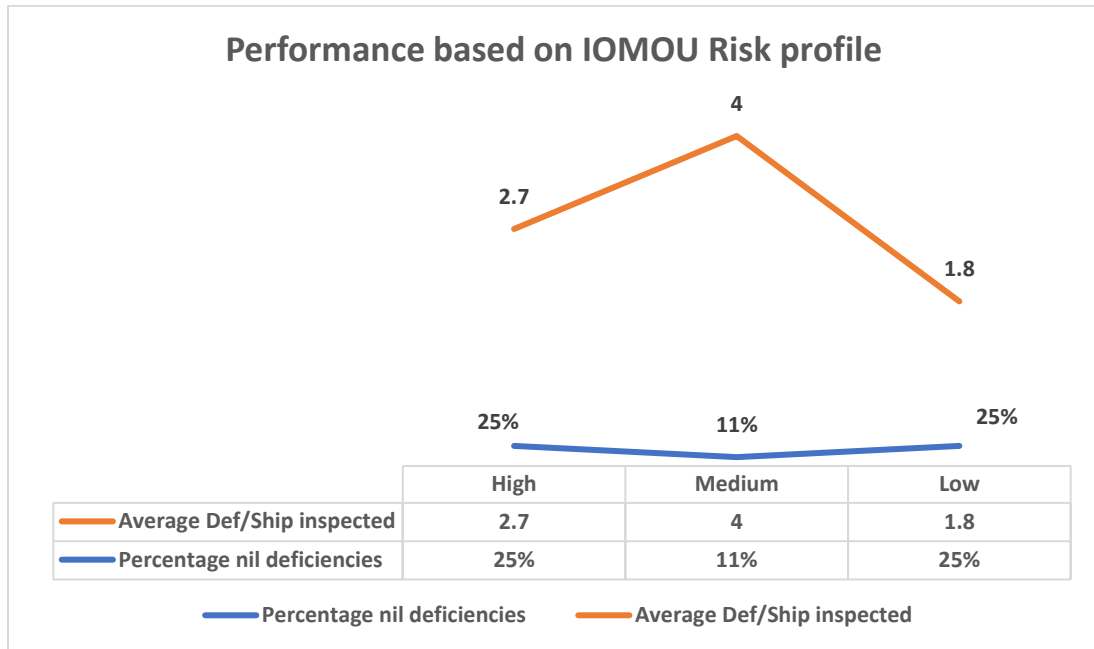


Figure 5: Port State Inspections in India: Key Performance of vessels based on Risk

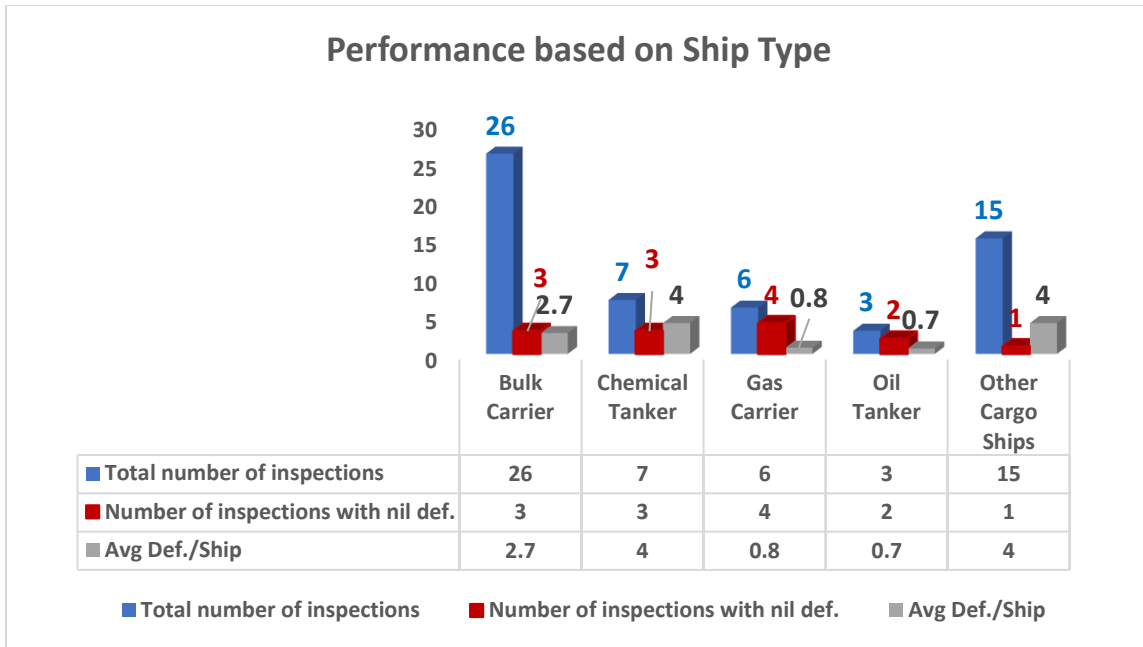


Fig 6: Port State Inspections in India: Key Performance statistics based on ship type.

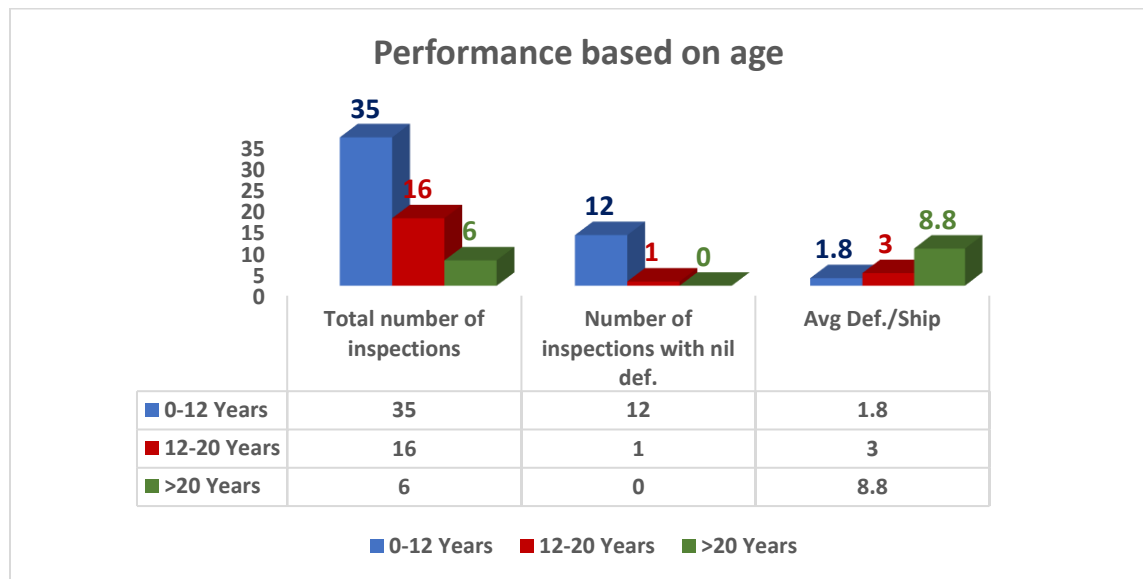


Fig 7: Port State Inspections in India: Key Performance statistics based on ship age.

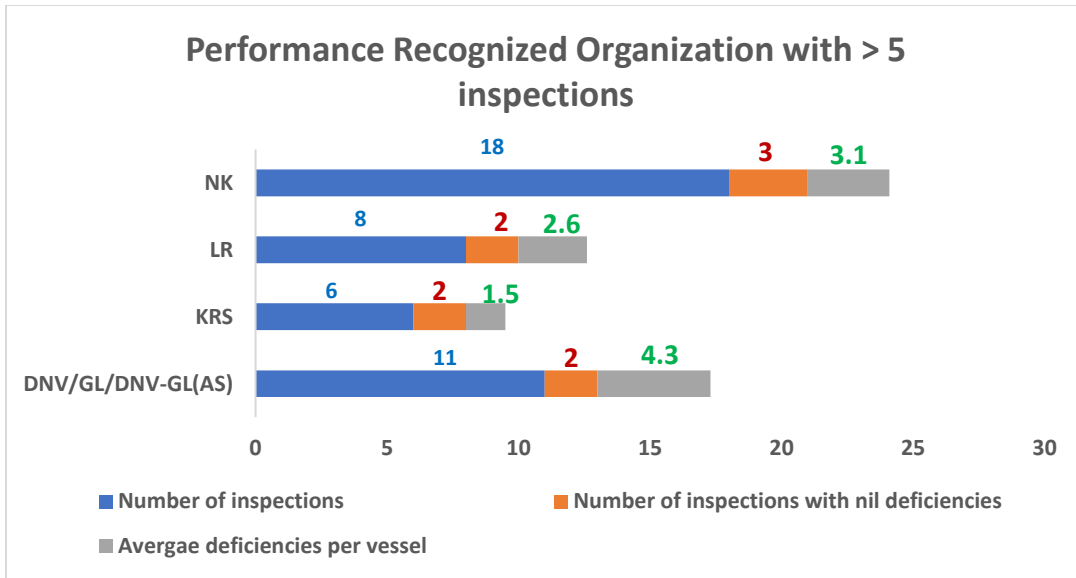


Fig 8: PSC inspections: Performance of recognized organizations

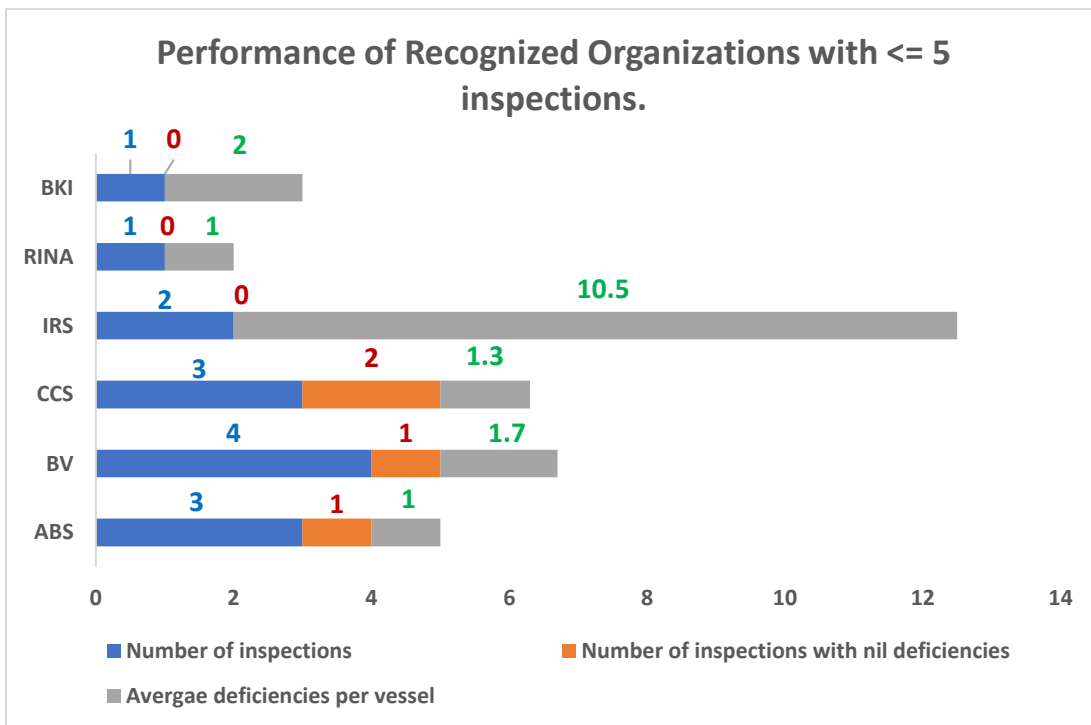


Fig 9: Performance of recognized organizations

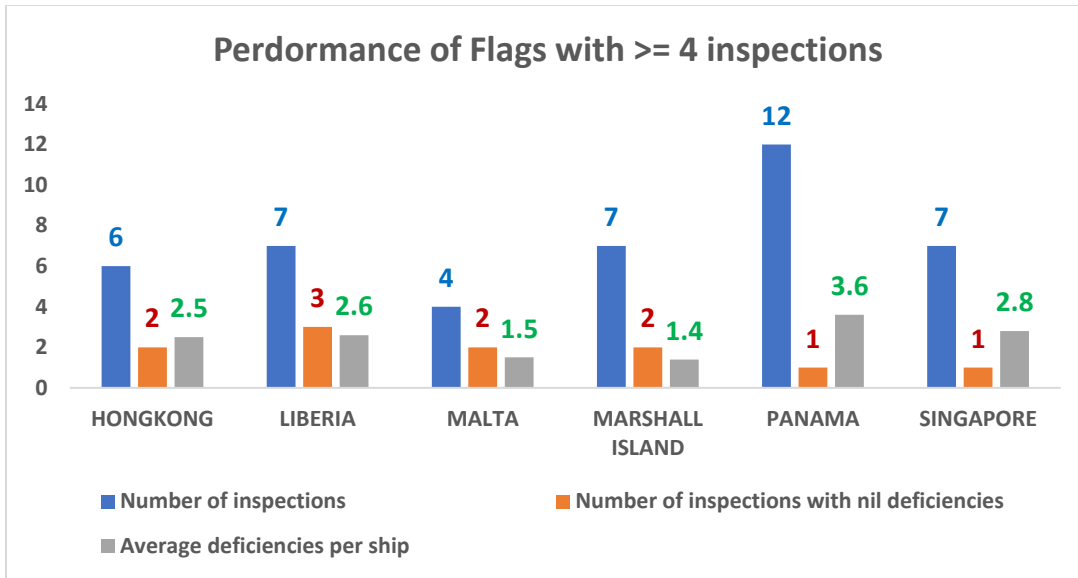


Fig 10: PSC Inspections: Flag performance with >= 4 inspections

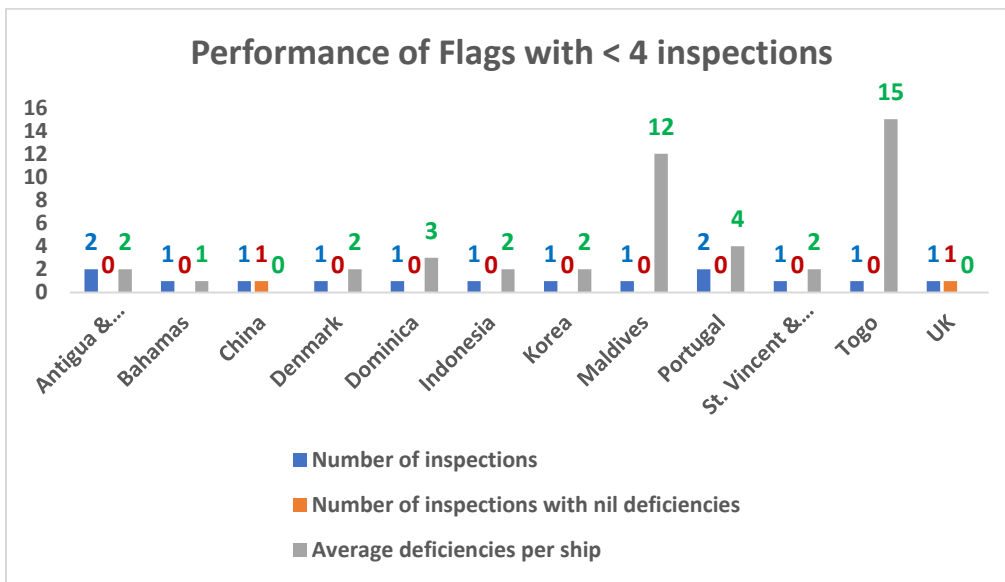


Fig 11: PSC Inspections: Flag performance with < 4 inspections

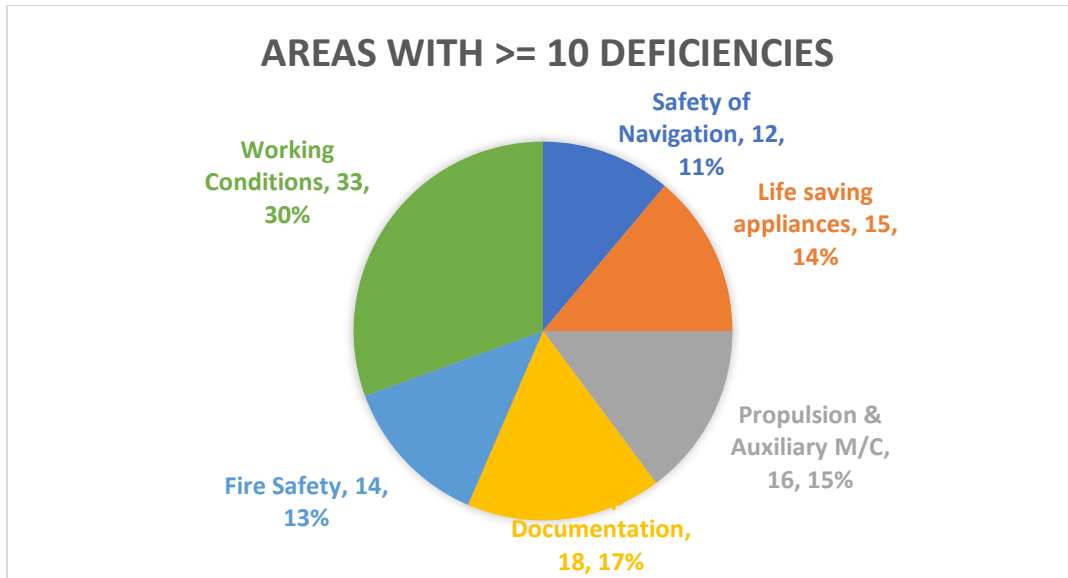


Fig 12: PSC inspections: Deficiencies distribution

2. Graphical representation of Flag State Inspections of Indian Flag Vessels

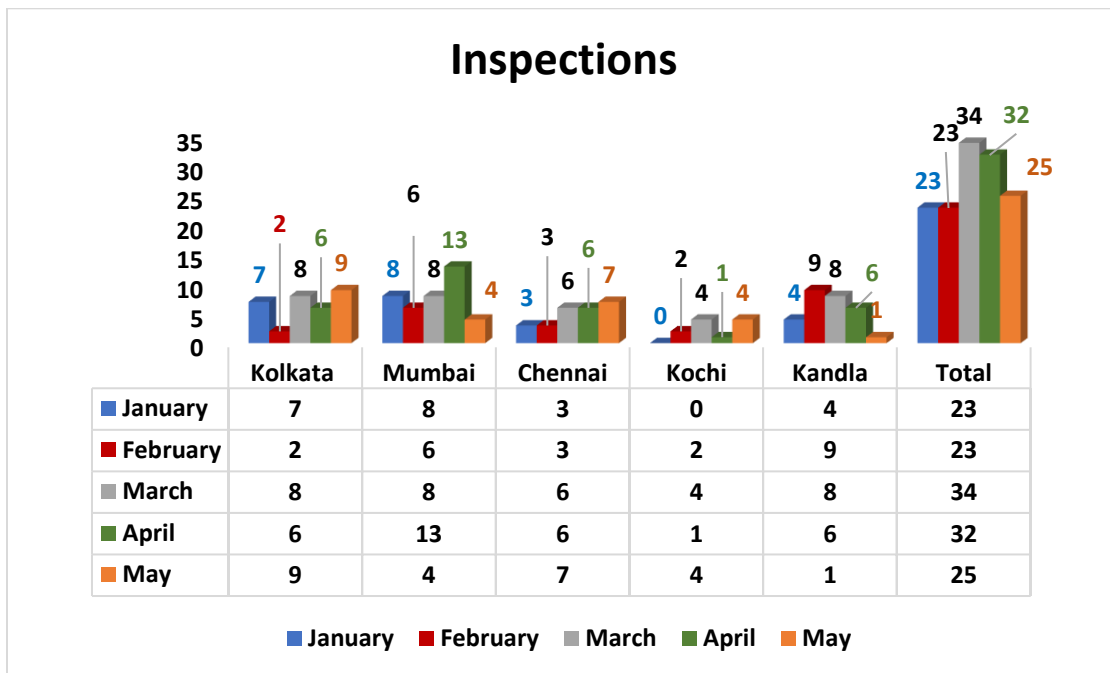


Fig 13: Break-up in number of inspections in various districts

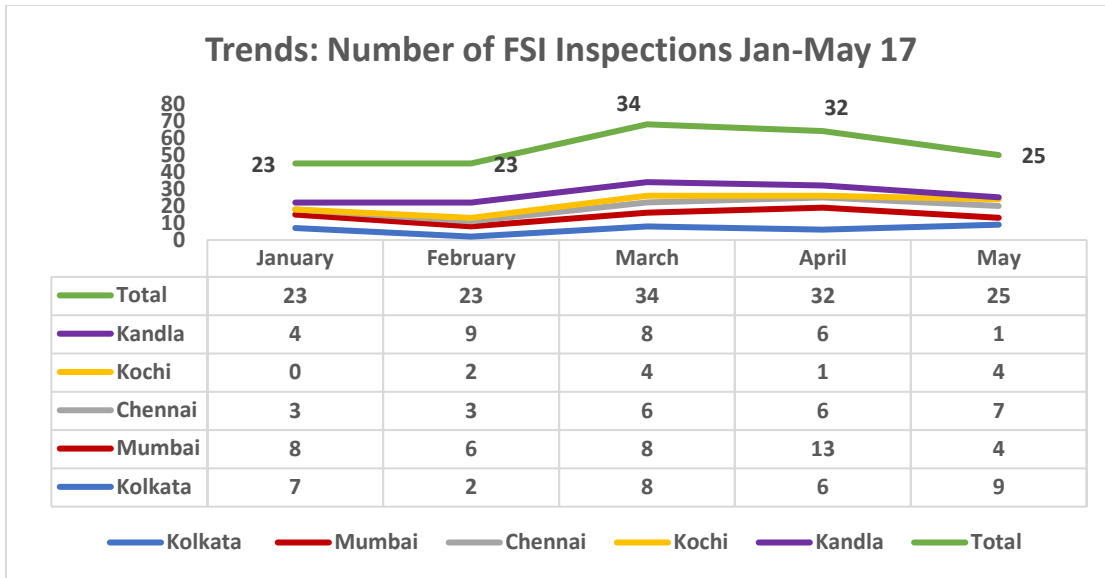


Fig 14: FSI Inspection trends: January -May 2017

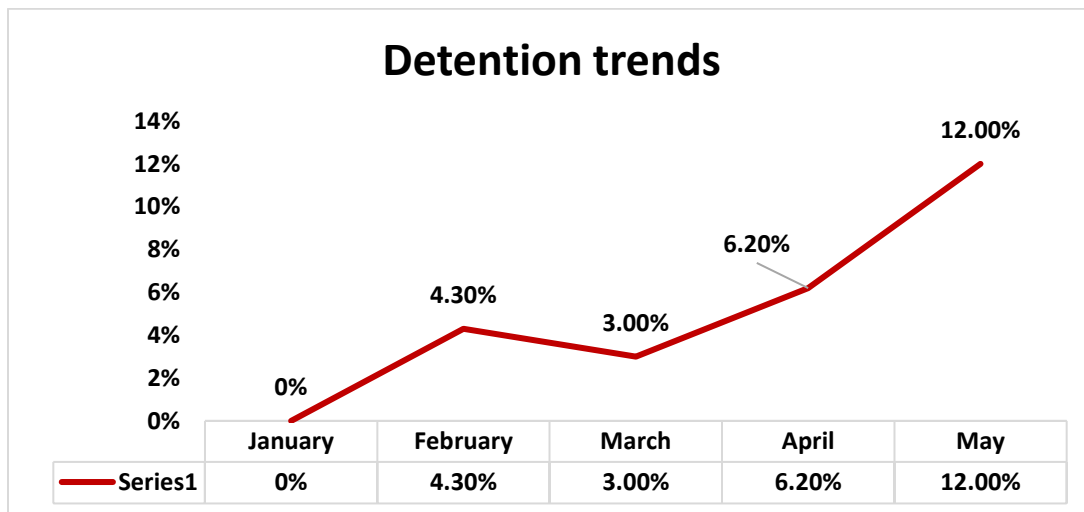


Fig 15: Trends in detention rate: January-May 2017

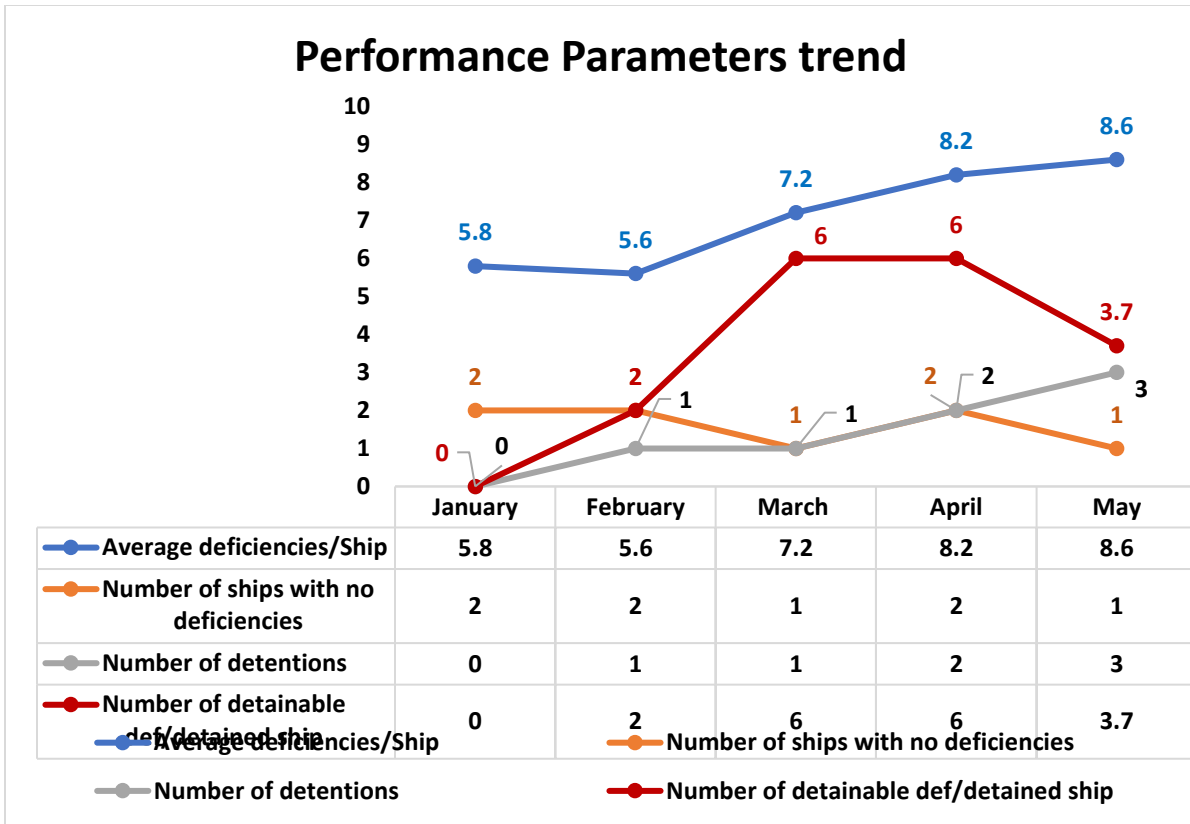


Fig 16: Performance parameter trends: January-May 2017

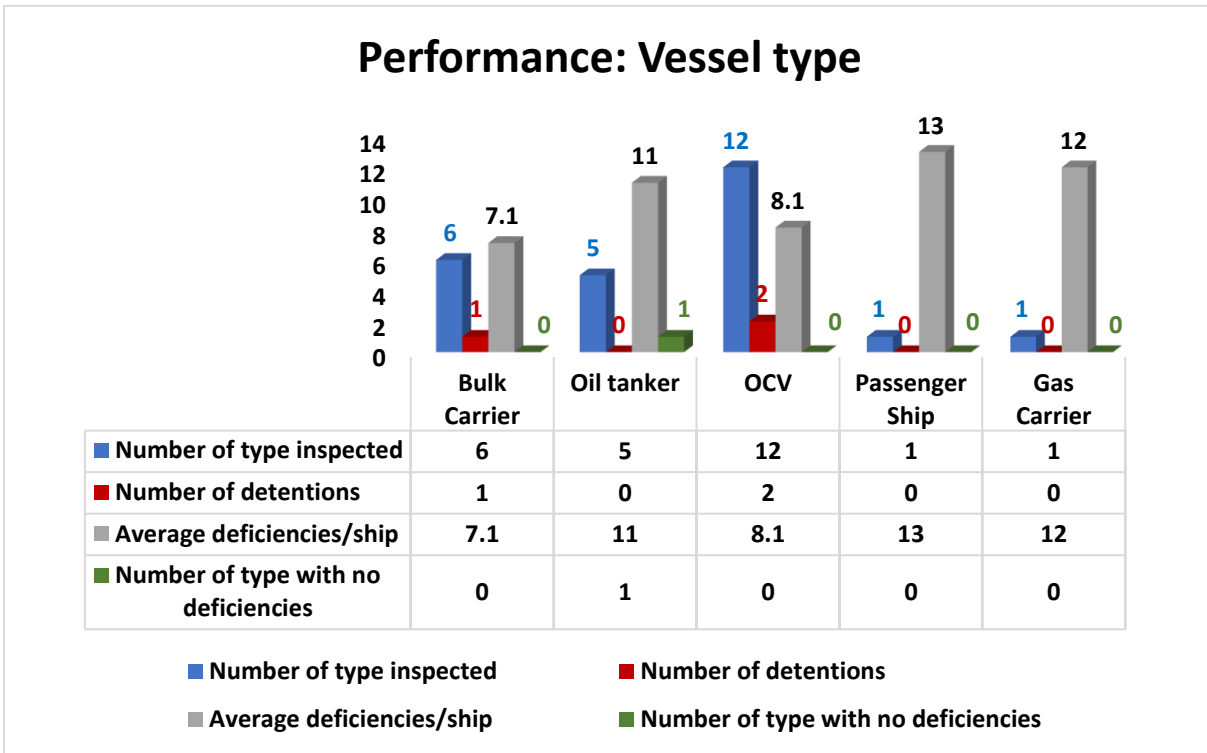


Fig 17: FSI: Performance based on type of vessel

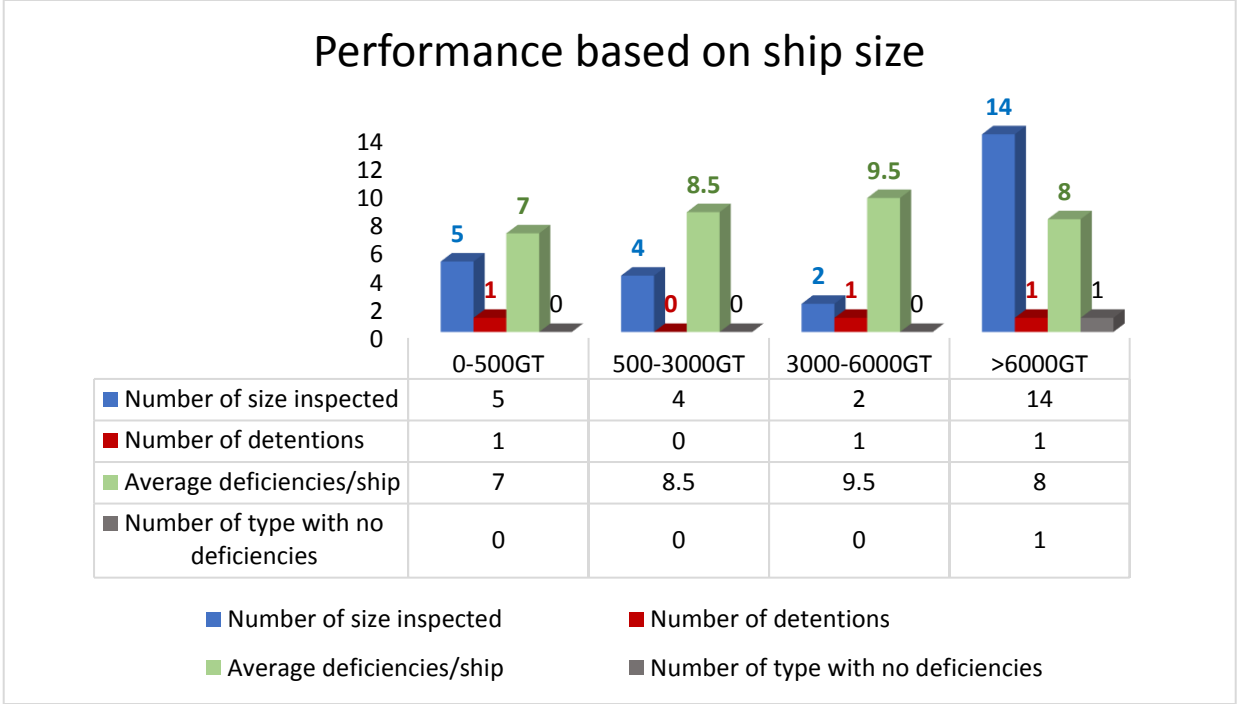


Fig 18: FSI Performance based on vessel size.

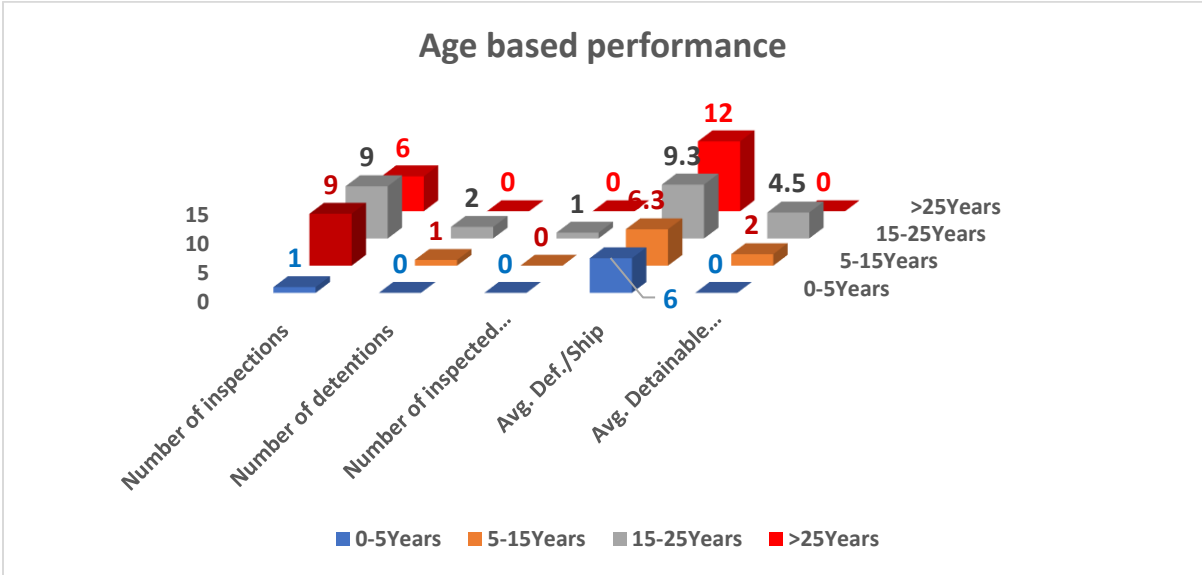


Fig 19: FSI performance based on vessel age

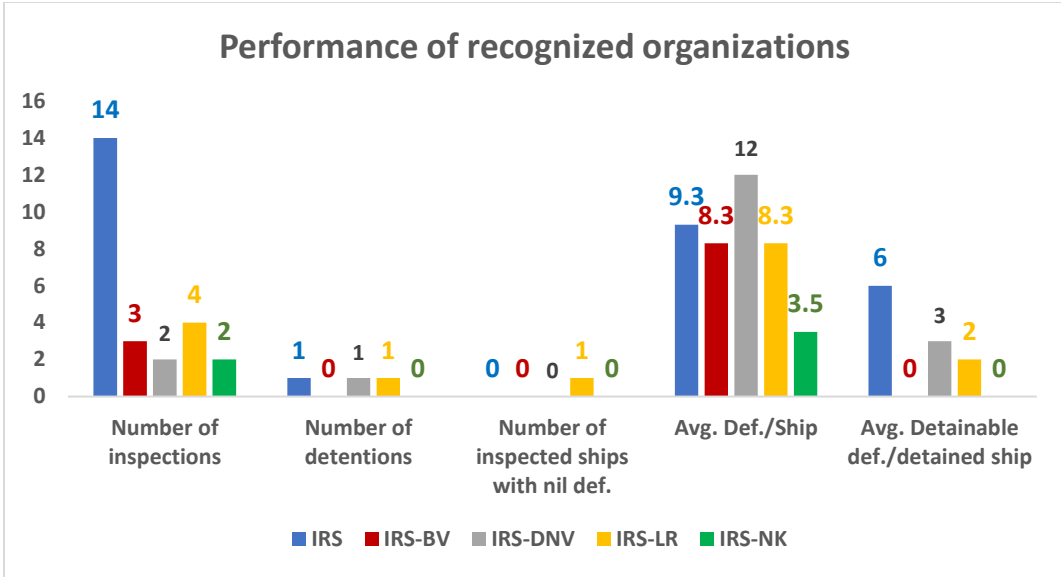


Fig 20: FSI Performance of Recognized Organizations

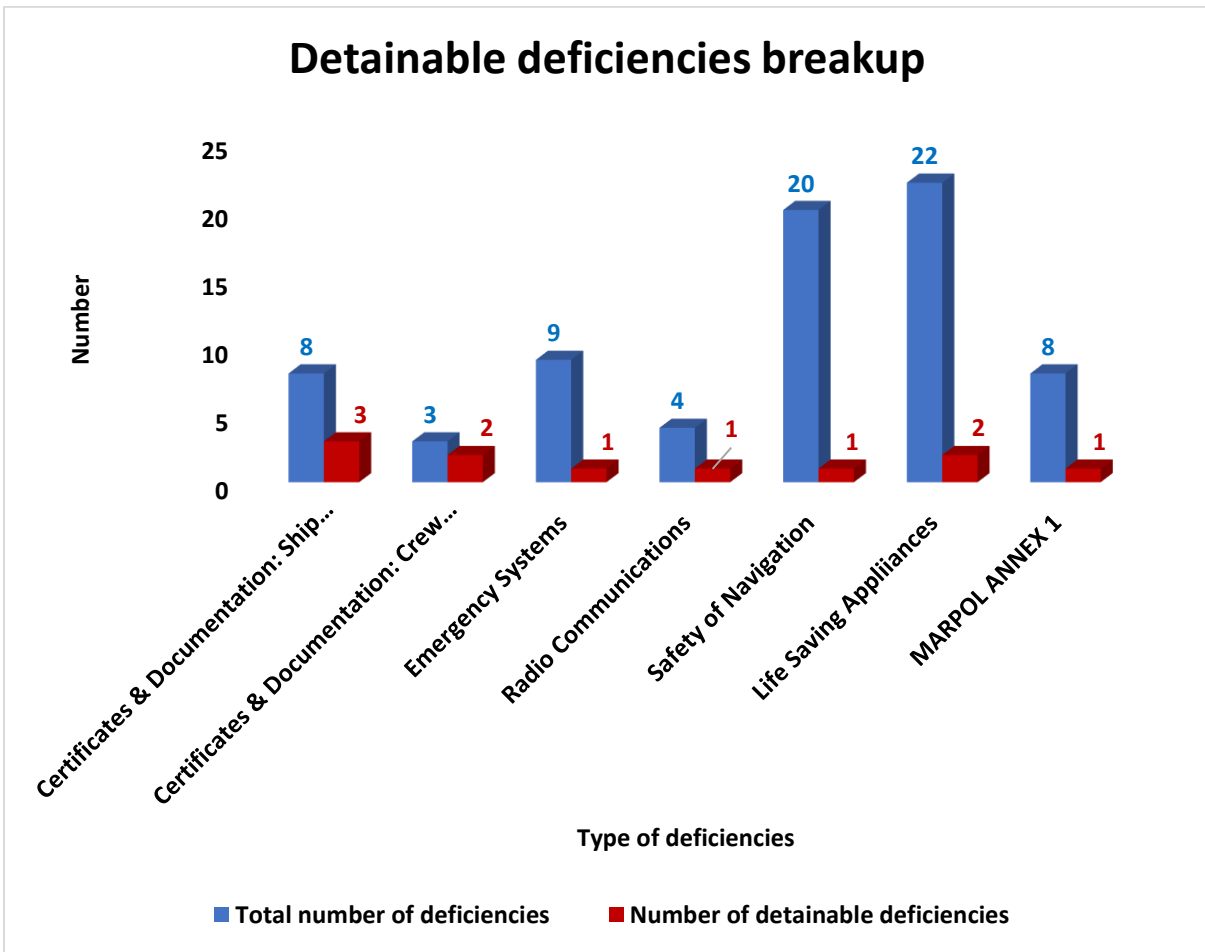


Fig 21: FSI Areas of concern.

Name/IMO No.	Type/GT/Age	Last Survey	ISM Company	Class
TAG20 9126039	OCV 3603GT 21 Years	20.07.2016	TAG Offshore Limited	IRS/DNV
Vishva Vijaya 9533505	Bulk Carrier 44010GT 5 Years	17.10.2016	Shipping Corporation Ltd.	IRS/LR
Kumar Tarini 9146493	OCV 290GT 19Years	18.01.2017	GOL Offshore Ltd.	IRS

Table 1: The vessels detained under FSI

3. Graphical representation of performance of Indian Flag vessels in Port State Inspections

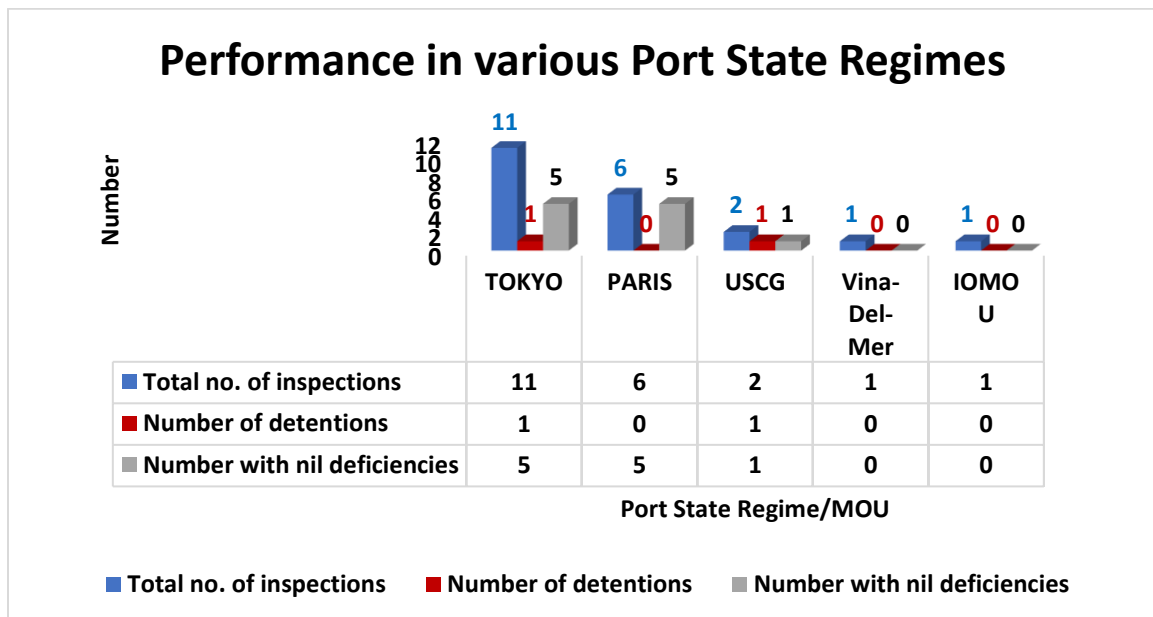


Fig 22: PSC inspections Indian Ships: Number of inspections in various regional PSC Regimes

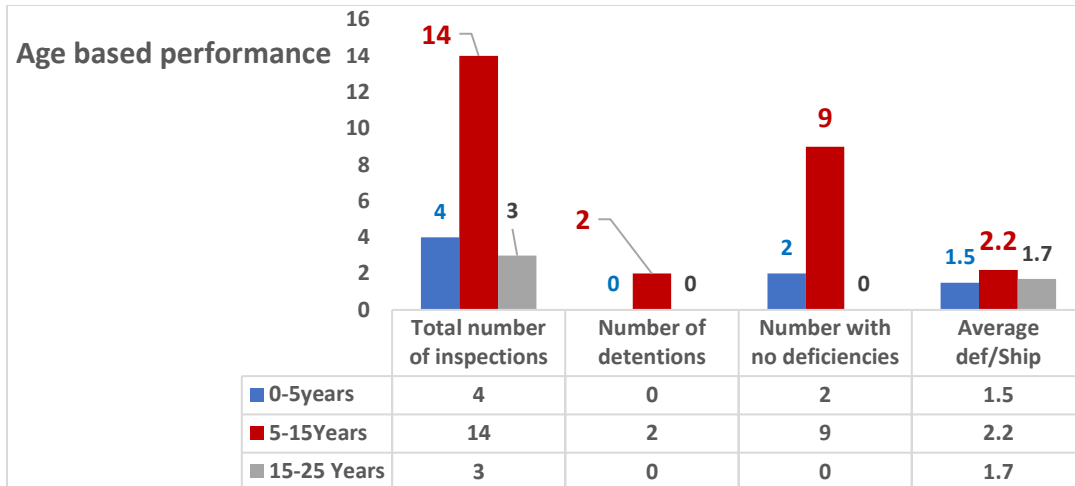


Fig 23: Age based PSC performance of Indian Vessels:

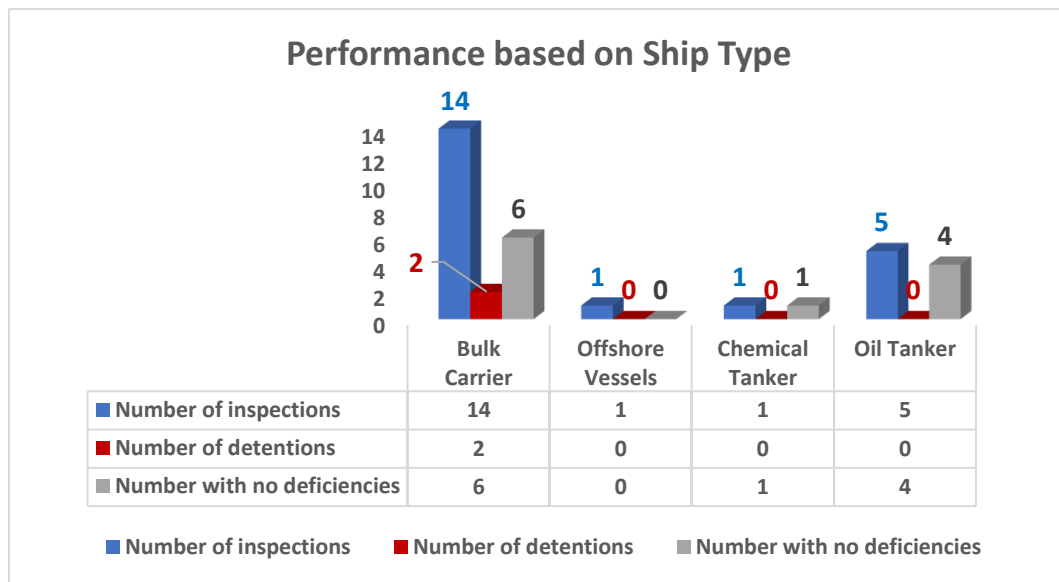


Fig 24: Type based PSC performance of Indian Vessels

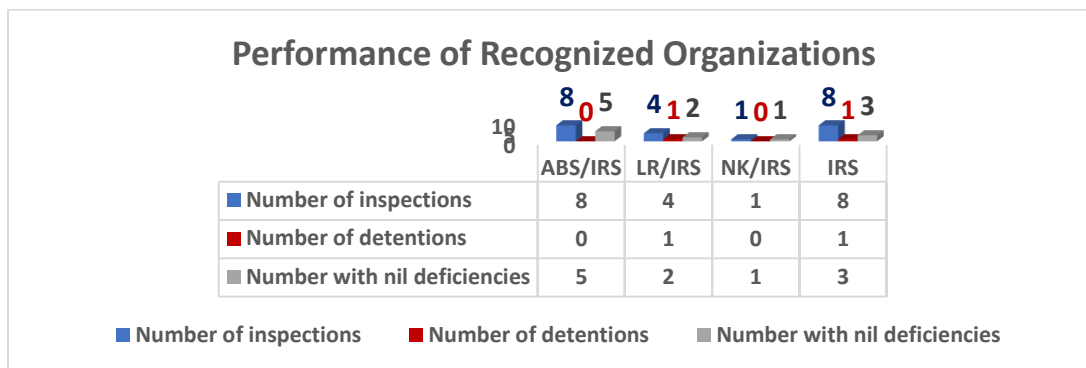


Fig 25: PSC performance of Recognized Organizations of Indian Flag Vessels




Fig 26: Areas of concern of Indian Flag vessels in terms of number of deficiencies

Name of Vessel	IMO No.	Type/Age	Detained by
Seamac Galliant	9599004	Bulk Carrier/6 Years	USCG
Last Surveys/Org. conducting last Survey	Last FSI/Place	Last ISM Audit/Org. conducting the Audit	Managers
LR conducted Change of Flag Surveys on 1.4.2017	Vessel came into India Flag in 04/2017	Interim SMC Audit by IRS on 3.4.2017	Seavie Ltd.
Vessel was issued a Condition of Class on 13/04/2017 after failure of Main Engine. Vessel is between 5-15 years age bracket with FSI every 2 years as per MS 4/2017			

Name of Vessel	IMO No.	Type/Age	Detained by
VISHVA NIDHI	9464742	Bulk Carrier/6 Years	MSA of China on 17 May 2017
Last Surveys/Org. conducting last Survey	Last FSI/Place	Last ISM Audit/Org. conducting the Audit	Managers
09.09.2016 by IRS	29.12.2016 at Paradip	26-01-2017 by IRS	SCI Ltd.
MS Notice 4/2017:	Prior detention, vessel was inspected in OMAN (Riyadh MOU) on 11/2016 & Indonesia(Asia-Pacific MOU) on 07/2016 with nil deficiencies in both inspections. Vessel is less than 15 years with FSI every 2 years as per MS 4/2017.		

Table 2; Vessels detained under PSC

LIST OF AUTHORIZED SURVEYORS AND NUMBER OF INSPECTIONS IN MAY 2017

S.No.	Name of Surveyor	Place of Posting	Authorized for FSI/PSC	Require Re-authorization for FSI/PSC	No. of FSI/PSC Conducted
1.	Capt S.K.Das DYNA	Chennai	YES/YES	NA/NA	2/0
2.	Shri A.K.Choudhury	Chennai	YES/YES	NA/NA	1/1
3.	Shri Sirish Kumar	Chennai	YES/YES	NA/NA	0/0
4.	Captain Tapesgh Ghosh NS	Chennai	NO/NO	NA/NA	NA/NA
5.	Shri S.S.Murty E&SS	Vizag	YES/YES	NA/NA	4/3
6.	Shri Gopikrishna C e&SS	Tuticorin	YES/YES	NA/NA	1/5
7.	Shri Ravi Moka SS	Chennai	NO/NO	NA/NA	NA/NA
8.	Shri Sajendra Oraon E&SS	Jamnagar	YES/YES	NA/NA	2/4
9.	Captain A.K.Patel	Kandla	YES/NO	NA/NA	0/0
10.	Shri Y Jaisinghania SS	Kandla	NO/NO	NA/NA	NA/NA
11.	Shri A.K.Sinha	Port Blair	YES/NO	NA/NA	3/NA
12.	Captain R.Sagar, DYNA	Kolkata	YES/NO	NA/NA	1/NA
13.	Shri K.M.Rao E&SS	Kolkata	YES/NO	NA/NA	2/NA
14.	Shri S.K.Das, E&SS	Kolkata	YES/YES	NA/NA	0/4
15.	Shri U.Rehman	Kolkata	YES/YES	NA/NA	0/0
16.	Captain N.Mandal	Paradip	NO/NA	NA/NA	NA/NA
17.	Shri A.Chaki E&SS	Haldia	YES/YES	NA/NA	2/6
18.	Shri R.R.Subbarao E&SS	Paradip	YES/NO	NA/NA	3/NA
19.	Shri Nishant SS	Kolkata	NO/NO	NA/NA	NA/NA

LIST OF AUTHORIZED SURVEYORS AND NUMBER OF INSPECTIONS

S.No.	Name of Surveyor	Place of Posting	Authorized for FSI/PSC	Require Re-authorization for FSI/PSC	No. of FSI/PSC Conducted
20.	Shri L.Natarajan SS	Kochi	YES/YES	NA/NA	0/0
21.	Shri P.Nair	Kochi	YES/NO	NA/NA	0/NA
22.	Shri C.S.Kiran E&SS	Kochi	YES/YES	NA/NA	0/6
23.	Shri V.V.Paul E&SS	New Mangalore	YES/YES	NA/NA	4/13
24.	Captain S.K.Nair NS	Kochi	NO/NO	NA/NA	NA/NA
25.	Captain A.K.Azad DYNA	Mumbai	YES/YES	NA/NA	0/3
26.	Shri J.Mukhopadhaya E&SS	Mumbai	YES/YES	NA/NA	0/0
27.	Shri S.K.Shrivastava E&SS	Mumbai	YES/YES	NA/NA	1/2
28.	Shri J.Senthilkumar E&SS	Mumbai	YES/YES	NA/NA	1/3
29.	Captain V. Manhas NS	Mumbai	NO/NO	NA/NA	NA/NA
30.	Shri A. Srinivasa E&SS	Mumbai	YES/NO	NA/NA	0/NA
31.	Captain Nitin Mukesh NS	Mumbai	YES/NO	NA/NA	0/NA
32.	Shri N.Oommen SS	Mumbai	NO/NO	NA/NA	NA/NA
33.	Shri Bodhraj E&SS	Marmugao	YES/YES	NA/NA	0/5
34.	Shri S.S.Gadkar DYCS	Delhi	YES/YES	NA/NA	NA/NA
35.	Captain K.R.Sundaram NS	Delhi	NO/NO	YES/YES	NA/NA
36.	Shri G.L.Meena E&SS	Delhi	NO/NO	YES/YES	NA/NA
37.	Captain R.Poswal NS	Delhi	NO/NO	NA/NA	NA/NA

LIST OF AUTHORIZED SURVEYORS AND NUMBER OF INSPECTIONS

S.No.	Name of Surveyor	Place of Posting	Authorized for FSI/PSC	Require Re-authorization for FSI/PSC	No. of FSI/PSC Conducted
38.	Captain Jayakumar DYNA	DGS	YES/YES	NA/NA	NA/NA
39.	Captain Muduli DYNA	DGS	YES/YES	NA/NA	NA/NA
40.	Captain Darokar NS	DGS	NO/NO	YES/YES	NA/NA
41.	Shri A.B.Dutta E&SS	DGS	NO/NO	YES/YES	NA/NA
42.	Shri S.Kamath E&SS	DGS	NO/NO	YES/YES	NA/NA
43.	Shri A.Wankhade E&SS	DGS	NO/NO	YES/YES	NA/NA
44.	Shri Gopinandan E&SS	DGS	NO/NO	NA/NA	NA/NA
45.	Shri Vikrant Rai E&SS	DGS	NO/NO	YES/YES	NA/NA
46.	Captain Mohit Behl NS	DGS	NO/NO	NA/NA	NA/NA
47.	Captain A.Joseph NS	DGS	NO/NO	NA/NA	NA/NA
48.	Captain P.C.Meena NS	DGS	NO/NO	NA/NA	NA/NA
49.	Captain D.Joseph NS	DGS	NO/NO	NA/NA	NA/NA
50.	Shri S. Pradeep SS	DGS	NO/NO	NA/NA	NA/NA

Note: If re-authorization is marked 'Yes', it means that the Surveyor was earlier authorized and now require re-authorization due to non-conduct of any PSC/FSI in last one year.

Prepared By: Shri Vikrant Rai E&SS

Approved By: Shri B.R.Sekhar, Chief Surveyor